ACCU-CHEK® Mobile

Roche

Quick Reference Guide

The Accu-Chek® Mobile blood glucose monitoring system

Pairing the Accu-Chek Mobile meter with the mySugr app and how to transfer data

4 simple steps to perform a test

Open the cover.
The meter turns on.

Press the lancing device firmly against the selected puncture site to obtain a blood drop.



To apply the blood drop to the test area: Position your finger gently on the guidance tabs so that only the blood drop comes into contact with the test area between the guidance tabs.

Read the result and close the tip cover. The meter turns off.

ACCU-CHEK®

How to get connected and transfer data:

Plug in the Accu-Chek Mobile wireless adapter

1. Remove the **USB-port** cover from your Accu-Chek Mobile meter.

2. Now simply plug the adapter into the USB port of your Accu-Chek Mobile meter.

3. Activate **Bluetooth**® on your smartphone.

4. Press the button on the adapter. The green LED will then flash quickly.

Pair the Accu-Chek Mobile meter with the mySugr app

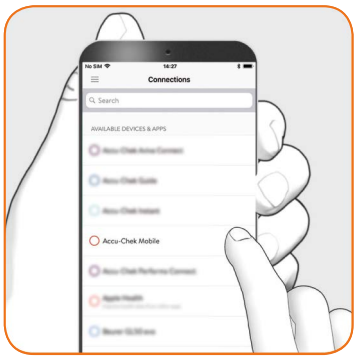

5. **Initial pairing:** Open the mySugr app. Tap on **menu** and then tap on **"Connections"**.

Select "Accu-Chek Mobile".

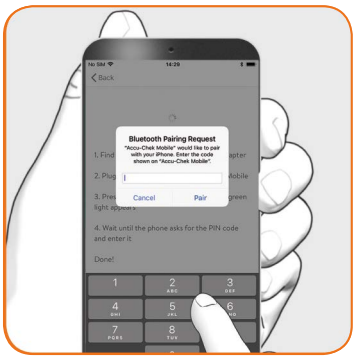

6. Now enter in the **last six digits of serial number**, which can be found on the inside-facing edge of the adapter as well as on the packaging.

7. The initial data transfer then starts automatically. The green LED flashes slowly during this process.

As soon as the data transfer is complete, the LED will stop flashing and show constant green light. The adapter will turn itself off automatically.

8. **During regular blood application:** Measure your blood sugar as you normally do. Activate Bluetooth® on your smartphone.

Then press the button on the adapter to start data transfer. The green LED will flash quickly.

Download the mySugr app for free: Available on the App Store · GET IT ON Google play

ACCU-CHEK, ACCU-CHEK MOBILE and FASTCLIX are trademarks of Roche.
All other product names and trademarks are the property of their respective owners.
© 2018 Roche Diabetes Care Limited. All rights reserved.

Roche Diabetes Care Limited, Charles Avenue, Burgess Hill, RH15 9RY, UK.
Company registration number: 9055599
www.accu-chek.co.uk
www.accu-chek.ie

Roche

ACCU-CHEK®